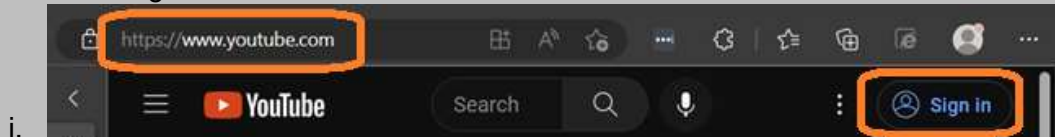


How to Create a YouTube Account

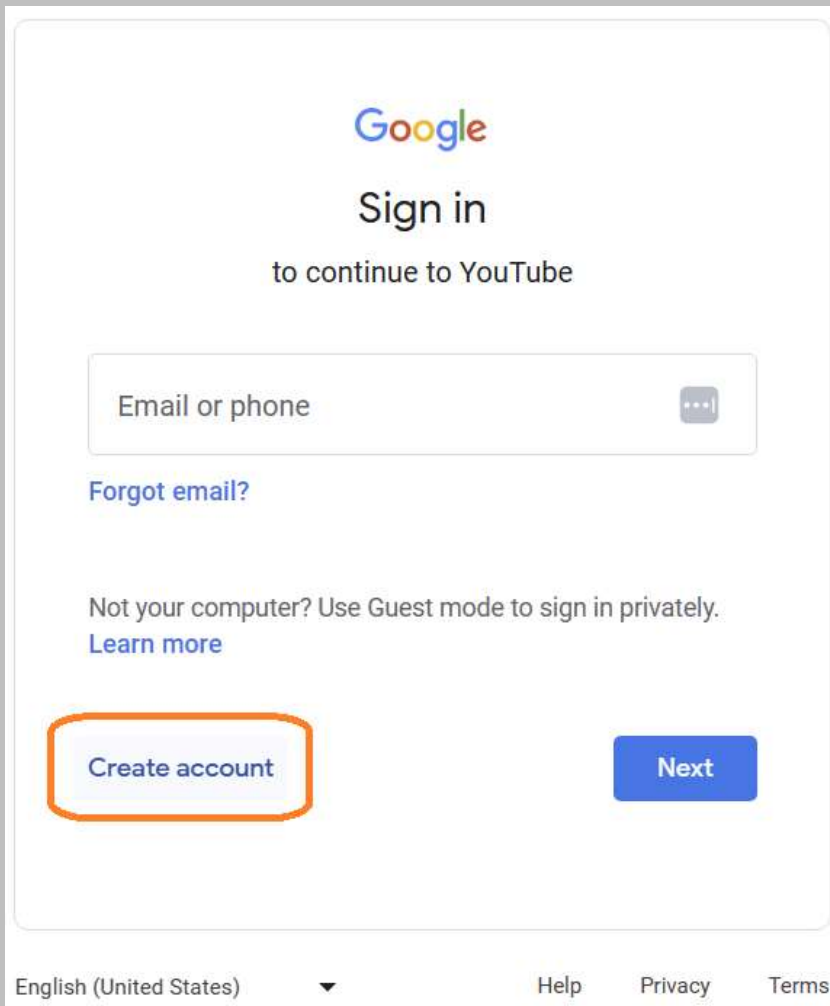
If you already have a YouTube account, simply login to YouTube with that account.

If you do not have a YouTube account, you can create one using your current email address by following the steps below:

- 1) Browse to www.youtube.com
 - a. Click on the “Sign In” button

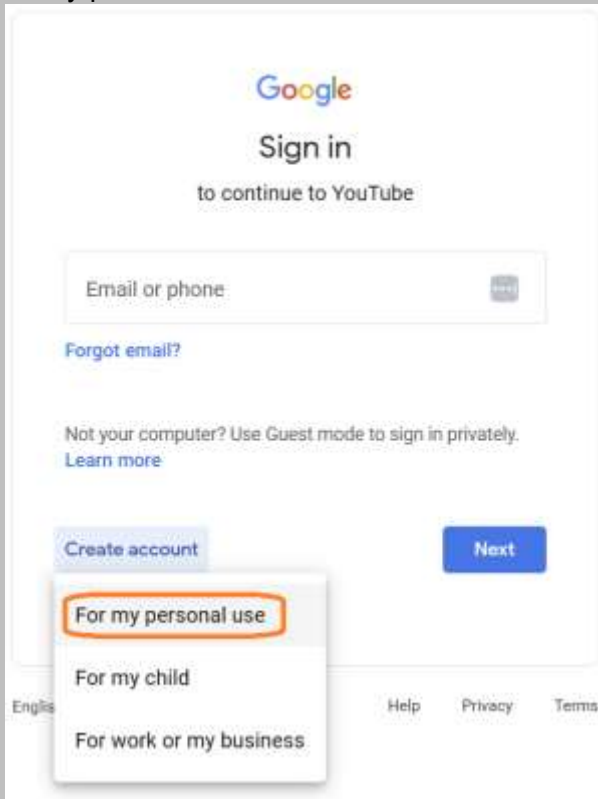


- 2) Click on the “Create account” button

A screenshot of the Google Sign in page. The page features the Google logo at the top, followed by the text 'Sign in to continue to YouTube'. Below this is a text input field labeled 'Email or phone'. Underneath the input field, there are links for 'Forgot email?' and 'Not your computer? Use Guest mode to sign in privately. Learn more'. At the bottom of the page, there are two buttons: 'Create account' and 'Next'. The 'Create account' button is highlighted with an orange rounded rectangular box. At the very bottom of the page, there is a footer with 'English (United States)', 'Help', 'Privacy', and 'Terms'.

a.

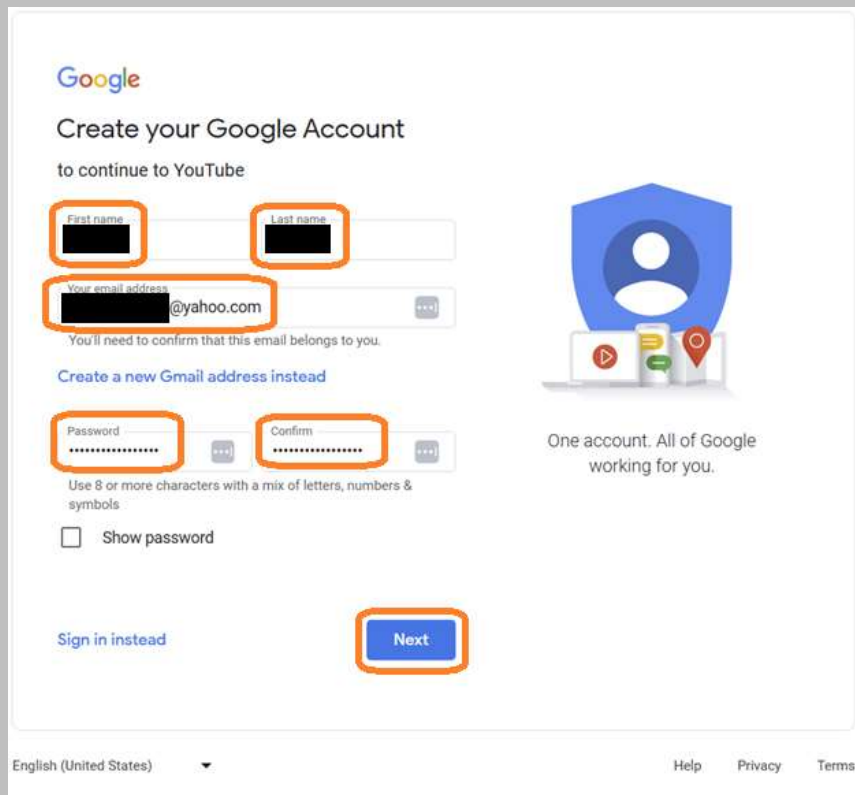
3) Click "For my personal use"



a.

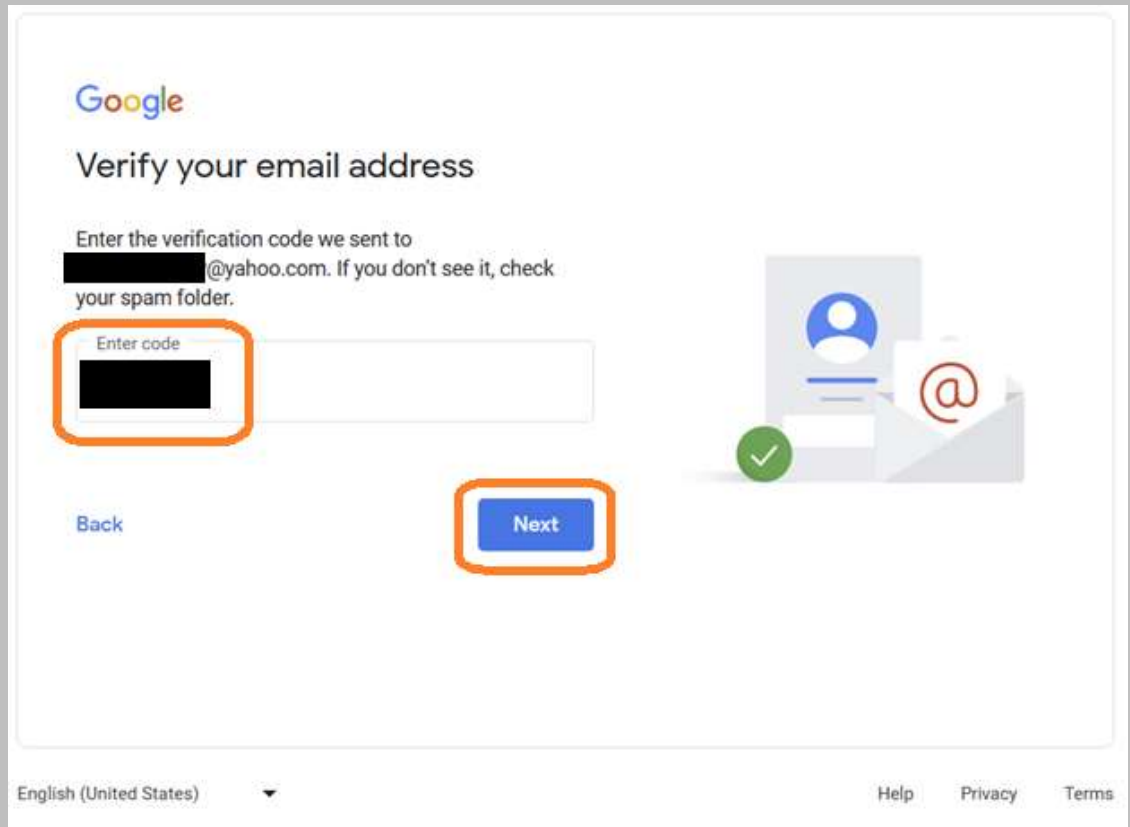
4) Complete the form to create a new Google account using your current email address

- a. **NOTE:** If you prefer to create a new Gmail account instead of using an email account that you already have, you can click on "Create a new Gmail address instead"
- b. Enter in your First name, Last name, and current email address
- c. Enter a Password and Confirm the password
- d. Click the "Next" button



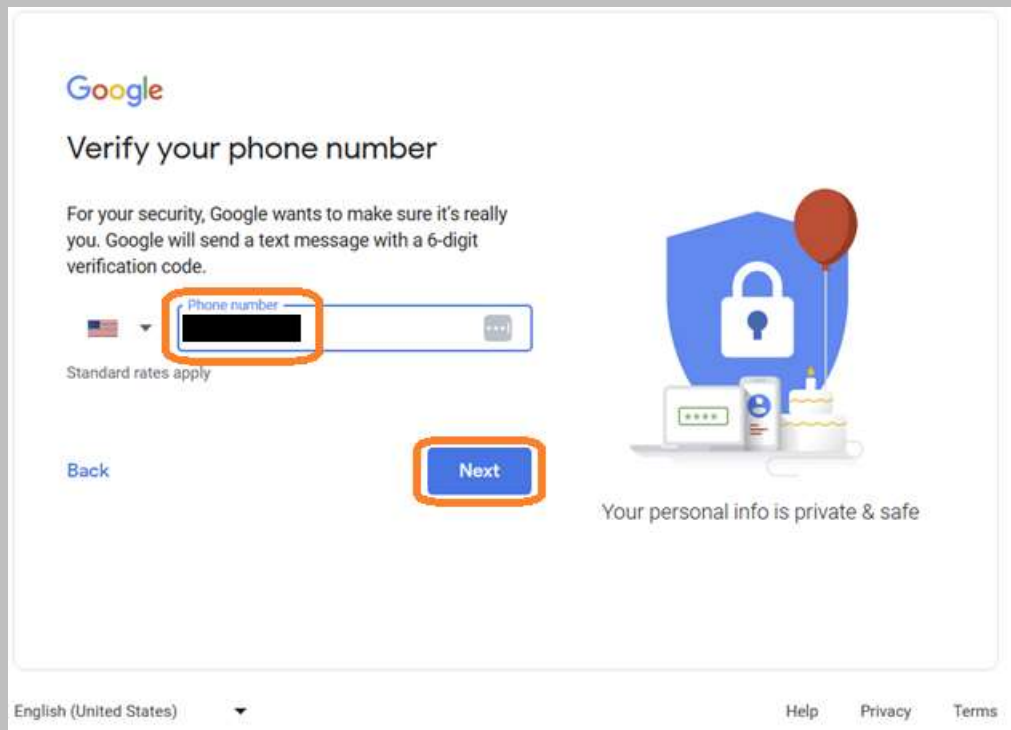
i.

- 5) Google will send an email to your email address with a Verification code to ensure that the email you entered is indeed your email address.
 - a. Enter the Verification code
 - b. Click the "Next" button



i.

- 6) Google will request your cell phone number to verify you are really you
 - a. Enter in your cell phone number
 - b. Click the "Next" button



i.

- c. Enter the verification code that Google texts to your cell phone
- d. Click on the "Verify" button

Google

Verify your phone number

For your security, Google wants to make sure it's really you. Google will send a text message with a 6-digit verification code.

Enter verification code

G- [input field]

Standard rates apply

Back Verify

Your personal info is private & safe

English (United States) Help Privacy Terms

i.

- e. Enter additional information
 - i. **NOTE:** The phone number in this step is optional. You do not need to provide it.
 - ii. Select a Birthday
 - iii. Select a Gender answer
 - iv. Click the "Next" button

Google

welcome to Google

@yahoo.com

Phone number (optional)

Google will use this number only for account security. Your number won't be visible to others. You can choose later whether to use it for other purposes.

Month Day Year

Your birthday

Gender

Rather not say

Why we ask for this information

Back Next

Your personal info is private & safe

English (United States) Help Privacy Terms

1.

- 7) If you entered your phone number, select how you wish to use your phone with your Google account

a. Click "More options"

Google

Get more from your number

If you like, you can add your phone number to your account for use across Google services. [Learn more](#)

For example, your number will be used to

- Receive video calls & messages
- Make Google services, including ads, more relevant to you

More options

[Back](#)

[Skip](#) [Yes, I'm in](#)

English (United States) [Help](#) [Privacy](#) [Terms](#)

i.

b. Click your desired selection

c. Click the "Done" button

Google

Choose what's right for you

- Add my number for account security only
- Add my number for account security and video calls, but don't use my number for other Google services like relevant ads
- Yes, I'm in - add my number for use across Google services, including account security, video calls, and more relevant ads

You can always change your number, control how it's used, or remove it in your Google Account (account.google.com/phone).

[Back](#) [Done](#)

English (United States) [Help](#) [Privacy](#) [Terms](#)

i.

- 8) Select your privacy options
 - a. The Privacy and Terms page will display

Google

Privacy and Terms

To create a Google Account, you'll need to agree to the [Terms of Service](#) below.

In addition, when you create an account, we process your information as described in our [Privacy Policy](#), including these key points:

Data we process when you use Google

- When you set up a Google Account, we store information you give us like your name, email address, and telephone number.
- When you use Google services to do things like write a message in Gmail or comment on a YouTube video, we store the information you create.
- When you search for a restaurant on Google Maps or watch a video on YouTube, for example, we process information about that activity – including information like the video you watched, device IDs, IP addresses, cookie data, and location.
- We also process the kinds of information described above when you use apps or sites that use Google services like ads, Analytics, and the YouTube video player.

Why we process it

We process this data for the purposes described in [our policy](#), including to:

- Help our services deliver more useful, customized content such as more relevant search results;
- Improve the quality of our services and develop new ones;

More options ▼

Cancel **I agree**

i.

- b. Scroll to the bottom of the page
- c. Click the “More options” button

- Deliver personalized ads, depending on your account settings, both on Google services and on sites and apps that partner with Google;
- Improve security by protecting against fraud and abuse; and
- Conduct analytics and measurement to understand how our services are used. We also have partners that measure how our services are used. [Learn more](#) about these specific advertising and measurement partners.

Combining data

We also combine this data among our services and across your devices for these purposes. For example, depending on your account settings, we show you ads based on information about your interests, which we can derive from your use of Search and YouTube, and we use data from trillions of search queries to build spell-correction models that we use across all of our services.

You're in control

Depending on your account settings, some of this data may be associated with your Google Account and we treat this data as personal information. You can control how we collect and use this data now by clicking “More Options” below. You can always adjust your controls later or withdraw your consent for the future by visiting My Account ([myaccount.google.com](#)).

More options ▼

Cancel **I agree**

English (United States) ▼ Help Privacy Terms


i.

- d. Select your privacy settings. **NOTE:** The most restrictive settings are shown in the screenshots.
e. Click the “I agree” button

[More options](#) ^

Customize your Google experience by confirming your personalization settings and the data stored with your account.

You can always learn more about these options, adjust them, and review your activity in your Google Account (account.google.com).

 **Web & App Activity**

Saves your activity on Google sites and apps, including searches and associated info like location. Also saves activity from sites, apps, and devices that use Google services, including Chrome history. This helps Google provide better search results, suggestions, and personalization across Google services. Activity older than 18 months will be automatically deleted. You can change your auto-delete option, stop saving activity, or delete it manually at account.google.com.

Save my Web & App Activity in my Google Account

Don't save my Web & App Activity in my Google Account

[Learn more about Web & App Activity](#)


Ad personalization

Google can show you ads based on your activity on Google services (such as Search or YouTube), and on websites and apps that partner with Google.

Show me personalized ads

Show me ads that aren't personalized

[Learn more about Ad personalization](#)

 **YouTube History**

Saves the YouTube videos you watch and the things you search for on YouTube. This helps Google give you better recommendations, remember where you left off, and more. Activity older than 36 months will be automatically deleted. You can change your auto-delete option, stop saving activity, or delete it manually at account.google.com.


Save my YouTube History in my Google Account

Don't save my YouTube History in my Google Account

These settings apply wherever you are signed in to your new Google Account.

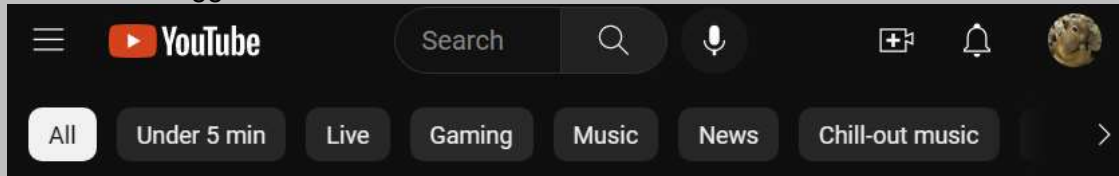
Send me occasional reminders about these settings

[Cancel](#)

English (United States)  [Help](#) [Privacy](#) [Terms](#)

i.

9) You should now be logged into YouTube



10) Please fill out the [Access Form](#) on the website to request access to the private Meeting videos.